



# LEOPARD

CATAMARANS

# INDEX

3	Heritage
5	Robertson and Caine
7	Leopard Catamarans
11	Interior Design
13	Sailing Range
15	- <i>Leopard 42</i>
25	- <i>Leopard 46</i>
35	- <i>Leopard 50</i>
45	Power Range
47	- <i>Leopard 40 Powercat</i>
57	- <i>Leopard 46 Powercat</i>
67	- <i>Leopard 53 Powercat</i>
79	Global Contact Details



# HERITAGE

---

Leopard resonates with the spirit of three decades of catamaran design and manufacturing, customer feedback, and the vision to be the benchmark for ocean cruising catamarans.

NOT JUST A CAT  
A LEOPARD 

Three thousand plus Leopards underwrite the Brand Heritage of performance-driven, comfort, and blue ocean reliability.

An innovation and design aesthetic ethos drives a global team to constantly deliver investment value and onboard confidence.





## CRAFTSMANSHIP

Manufactured under contract in Cape Town, on the Southern tip of Africa, where the Atlantic Ocean provides extreme sea trial environments, Robertson and Caine's workforce of over two thousand blend craftsmanship and technology to hand-build a range of sailing and power catamarans that have been globally recognized as amongst the best and at an affordable price.

Leopard Catamarans are produced with pride and passion by Capetonians, whose pioneering spirit and product innovation constantly leads the global sector.

## BUILD STANDARDS

ISO standards are certified by the International Marine Certification Institute (IMCI) in accordance with the Recreational Craft Directive 2013/53/EU.

Additionally, our product is also certified by the National Marine Manufacturers Association (NMMA) to ABYC standards.

We are members of the American Boat and Yacht Council (ABYC) and the National Marine Manufacturers Association (NMMA) and are represented on the ISO Technical Committee (ISO TC 188) which reviews all ISO specifications prior to issue.

## WORLDWIDE

Leopard Catamarans are headquartered in Clearwater, Florida, and oversees a global distribution network of sales, commissioning, and after-sales services, via an experienced in-house team.

As the catamaran of choice for both sailing and power within The Moorings and Sunsail charter companies, Leopard underwrites their global fleets with a presence in over twenty-three charter bases.

KKR — Travelopia



## WHO WE ARE

Leopard is the private yacht division of Travelopia, which owns the market-leading charter companies of The Moorings and Sunsail, a partnership that began with The Moorings in 1995.

Travelopia is the world's leading collection of specialized travel brands. Travelopia is owned by Kohlberg Kravis Roberts, a global private equity firm.

**26**  
BRANDS

**30**  
COUNTRIES

**2.5<sup>K</sup>**  
EMPLOYEES

**400<sup>K</sup>**  
CUSTOMERS ANNUALLY



## BRAND PROMISE

ASTUTE • ASSURED • ELEGANT • HONEST • PASSIONATE

Leopard is worn with pride. Its appeal is honest, reliable, and committed. Three decades of private and charter feedback, blended with visionary innovation and a commitment to build the best ocean cruising catamarans.

## BRAND DNA

The Leopard DNA underwrites every Robertson and Caine catamaran built in Cape Town.

Incorporating over thirty years of private and charter feedback with visionary innovation and blending it with endurance to persist in the quest to build the most loved ocean cruising catamarans that strike a balance between value, comfort, and performance.

## DESIGN

Leopard is a synergy of aesthetic and interior design from Robertson and Caine's design team based in Cape Town and Florida, and performance design of Simonis and Voogd international Naval Architectural and Yacht Design studio.



## SCAN CODE



Scan this QR code with your phone to fly through the Robertson and Caine Factory



## AWARD-WINNING



1998	LEOPARD 38 64 UNITS	1997	LEOPARD 45 69 UNITS
2001	LEOPARD 42 50 UNITS	2000	LEOPARD 47 84 UNITS
2003	LEOPARD 62 4 UNITS	2002	LEOPARD 46PC 12 UNITS
2004	LEOPARD 43 74 UNITS	2004	LEOPARD 40 136 UNITS
2006	LEOPARD 47PC 59 UNITS	2006	LEOPARD 46 190 UNITS
2009	LEOPARD 38 62 UNITS	2008	LEOPARD 37PC 10 UNITS
2010	LEOPARD 44 185 UNITS	2010	LEOPARD 39 126 UNITS
2012	LEOPARD 48 197 UNITS	2011	LEOPARD 39PC 34 UNITS
2013	LEOPARD 51PC 137 UNITS	2012	LEOPARD 58 42 UNITS
2015	LEOPARD 43PC 135 UNITS	2014	LEOPARD 40 231 UNITS
2018	LEOPARD 50 217 UNITS	2016	LEOPARD 45 379 UNITS
2020	LEOPARD 42 151 UNITS	2019	LEOPARD 53PC 114 UNITS
2022	LEOPARD 40PC 40 UNITS	2021	LEOPARD 46PC 80 UNITS
		2024	LEOPARD 46 NEW

# INTERIOR DESIGN

## STYLING

The styling is understated with elegance and sophistication. Exterior lines are sharp yet form-fitting, allowing light to contrast, creating visual interests that change - Interior layout is designed for efficient functionality.

Onboard exterior areas are an extension of the interior, all at the same level, creating a seamless feeling of space and airiness, allowing free flow and unrestricted movement.



*The neutral palette allows the owner to easily add their personal touch.*

## FINISHES

The selection of finishes throughout the interior is based on contemporary aesthetic appeal durability and longevity of use. All cabinetry is carefully handcrafted with attention to detail and finishing.

The cabinetry is finished with a durable heat and scratch-resistant Formica laminate in Silver Riftwood, which is the primary finish for cabinetry throughout the interior, with all drawer fronts and doors finished with color-matching impact edging.

Galley countertops and vanities are finished in Staron Aspen Glow, allowing for a seamless installation and non-porous hygienic surface. Fenix NTM Arizona Beige is used for drawer fronts and doors. This soft-touch, anti-fingerprint laminate, in a neutral color adds to the contemporary aesthetic.

The flooring in lighter Highland Ash (also a Formica laminate) creates a neutral backdrop. Highland Ash is complemented by carpeted floors in Masterpiece 92 from Van Gogh in the cabins. In addition, the cabins are styled with finishes and fabrics to create a soft, tranquil interior. Upholstered panel inserts in Pebble from Sunbrella are used to soften the interior.



The lighting is designed not only to enhance the exterior and interior design but also to be practical. Sufficient light levels are created throughout the interior as required in areas that need 'task lighting' without causing an uncomfortable glare, while recessed LED lighting creates a soft, ambient atmosphere in the saloon and cabins.

Low-level lighting provides guidance and safe passage throughout. Overall, switching of the lighting is well placed and ergonomic.



# SAIL

## SAILING DNA

- 🐾 Optimal compromise between interior volume and performance
- 🐾 Stepped hulls and powerful rig with overlapping genoa
- 🐾 Helm station designed for offshore single-handed sailing
- 🐾 Well-protected helm station
- 🐾 Social areas: large aft cockpit, lounge, sun lounge, and forward cockpit
- 🐾 Reliable and easy to use davit system
- 🐾 Great water and fuel capacity
- 🐾 Comfortable, robust, and easy to maintain







LEOPARD | 42

With a proven heritage and built to global standards, the Forty-Two is a strong and rigid offshore sailing catamaran.

Go anywhere, in all blue water conditions, with spacious onboard comfort.

## SAILING

The Forty-Two is a superior sailing catamaran featuring a sharper exterior, elegant interior, an additional entertainment area, and larger cabins with increased comfort, natural light, privacy, and a sense of openness.

*All while maintaining Leopard's signature balance of comfort and uncompromised performance.*

The new lightweight coach roof lounge adds 65% more fun space, with an upholstered L-shaped settee and backrest, table, pop-up lighting, and sunbeds.

Feel part of the helming experience as you sit alongside the raised starboard helm station.

The helm station is a proven Leopard feature, with all lines easily accessible for single-handed sailing, and allows direct visibility of the coach roof lounge, the aft cockpit, the bows, and sterns, as well as the mainsail through a skylight.



Enhanced interior spatial benefit (resulting from an optimized hull design) adds volume without compromising outstanding sailing performance.

This combination of optimized stepped hulls, a powerful rig with overlapping genoa, provides for her superior performance in all wind conditions.



## ENTERTAINMENT

Leopard Catamarans are renowned for onboard space in luxurious comfort.

The entertainment-focused Leopard 42 Sailing Catamaran is unique in its class with a bespoke coach roof sun lounge, perfect for onboard hospitality.

Access via wide pontoons lead to the aft entertainment area, where you'll meet unobstructed and seamless flow through to the saloon and past the helm station to the foredeck.

The aft dining area is central to onboard entertainment within reach of the helm station and the saloon/galley. Our aft seat with a moveable backrest is perfect for watching the world play by. A hand shower is located after the swim ladder for that salt wash-off.



*The saloon is bathed in natural light, as you are greeted by 360-degree wrap-around windows and a skylight.*

Seating has been positioned to complement the aft entertainment area. This optimized layout leads to a well-designed galley located forward. Large Staron worktops provide comfortable prep space, with all galley appliances, a gas hob, and an under-counter oven.

The fridge/freezer is within easy reach of the galley and the entertainment areas. The wash-up area, together with the optional dishwasher, is forward-facing.

*The well-thought-out onboard spatial design makes for an immediate comfortable feeling.*

Ease of movement, a clear line of sight to the world around you, and unrestricted communication with skipper and guests, all the DNA Leopard heritage from decades of charter expertise.



# COMFORT

Voluminous hulls allow spacious cabins with continuous panoramic windows and unmatched comfort in this catamaran class. Abundant natural light, ample floor space, island berths accessible from both sides enhance the feelings of flow and dismiss the feelings of tightness associated with smaller catamarans.

The owner's hull suite features a large island berth, a desk/vanity, and plentiful storage with multiple cupboards, drawers, and hanging space. Enjoy a spacious bathroom with an isolated shower.

On the Portside, we have two guest cabins with island berths and en suite bathrooms, complete with their own shower space.

Comfort is enhanced by a design approach that favors fresh air flow, complemented by upgraded air conditioners with touch screen controls, soft start, and sound enclosures.





## UTILITY

Onboard sustainability is assisted by the optional freshwater maker, together with solar rooftop panels, which provide additional power generation. Dual Shore power plugs on the Port and Starboard side.

Lighting is smart, recessed, and LED efficient.

The engine rooms are remarkably spacious and designed for ease of access and service of all equipment.









Optionally fitted with Raymarine digital monitoring, managed via an anti-glare touchscreen, radio, autopilot, and Morse engine controls.

Past the nav station and through the watertight forward door, we access the bow area, with stowage under large sunbeds and windlass.

## SAILS



## SPECIFICATIONS

 <b>WATER CAPACITY</b> 174 US gal / 660 L	 <b>FUEL CAPACITY</b> 158 US gal / 600 L	 <b>DISPLACEMENT</b> 30 183 lbs / 13 691 kg	 <b>ENGINES</b> 2 x Yanmar 45 hp Diesel
 <b>LENGTH OVERALL</b> 41 ft 7 in / 12.67 m	 <b>BEAM</b> 23 ft 1 in / 7.04 m	 <b>DRAFT</b> 4 ft 7 in / 1.40 m	 <b>TOTAL SAIL AREA</b> 1217 sqft / 113.10 sqm

## CABIN CONFIGURATION





LEOPARD | 46

Space | Performance | Comfort

## SAILING

The Leopard 46 is a superior sailing catamaran featuring a solid, assertive design that embodies pure Leopard DNA



With a taller mast and optional performance Aramid Sport sail rig she has 15% more sail area, including upgraded running rigging for ease of maneuvering, delivering superior performance in all wind conditions and together with stepped hulls, allows for effortless steering on a well-balanced helm. The helm layout is simple and functional in layout for one handed sailing.

The helm platform has been slightly raised, allowing both weather protection and sight of the port pulpit, whilst the new "lounging" helm seat is designed for long haul comfort and feet on the deck practicality.

This Forty-Six is a new breed of superior cats launching into world markets, she's predator performance, ocean grace and comfort heaven, across all sea states, performance reliable, entertainment focused.



*Tech is state of the art Raymarine and includes an updated Leopard Catamarans digital switching and monitoring solution.*



## THRUST

This model introduces the option of standard Yanmar diesel propulsion or an integrated electric thrust option with sustainable solar / prop regeneration / range extending generator, all seamlessly controlled by state-of-the-art proven technology and lithium storage technologies.



## ENTERTAINMENT

She's perfect for onboard entertainment with a sun lounge, an increased forward cockpit and 360 ft<sup>2</sup> inside/outside saloon/aft deck area.



### SUN LOUNGE

Easily accessed port side, the sun lounge offers the comfort of L-shaped lounge seating and an expansive sunbed, all within proximity to the skipper at the helm.

*With loose chairs and various table options, the owner is provided with complete versatility in how they can arrange the space in various settings.*

### AFT DECK

With sliding doors that compact behind the helm station, the Forty-Six features a huge open entertainment area, integrating the saloon and aft cockpit, with two separate comfort and dining spaces.

Optional table configurations adapt to your entertainment experience indoor/outdoor or one congenial space.

Direct, safer onboard access via wide pontoons from the marina or tender. Easy access to water-related activities, with optional inhouse patented electrical tender/swim platform that can be operated from inside the boat.



### SALOON AND GALLEY

Styling throughout is understated with elegance and sophistication.

The neutral palette allows the owner to easily add to the interior with their own personal touch. We have updated many of the interior finishes to remain contemporary. Upholstery is soft, inviting and resonates with the oak flooring. Joinery finishes in the saloon are sea state considerate with minimal hard edges.

The galley to starboard with expansive Morning Mist Corian prep tops is equipped with optional induction stove and undercounter microwave, refrigerator/freezer. The wash up area, together with optional dishwasher, is forward facing.

### FORWARD COCKPIT AND BOW

The forward cockpit is an ideal "me space", shaded, cooled by the breeze, with exceptional visibility out to sea, ensures privacy from the rest of the boat and away from marina activity once docked.

The Forty Six's forward bow offers yet another social area with its solid foredeck and fitted bespoke redesigned trampoline, with less visible lacing, easier to navigate under motion and feet friendly.





# COMFORT

Space, light and circulation are focus of the design brief. There is a clear natural flow from the forward cockpit, through the open-plan saloon with wraparound panoramic windows, to the aft cockpit, blending space, light, and airflow to maximize onboard comfort.

Layout is functional, open, contemporary, bathed in neutral tones, underscored by detailing and quality of finish with upgrades in new materials, upholstery, overhead panels and indirect lighting throughout, invites function with style.



## STARBOARD HULL

The owners cabin footprint is more than sixty percent of the entire hull, spacious, well-appointed with large island berth, desk/vanity, ample hanging spaces, drawers, and under-floor lockers. The owner's bathroom is spacious, with separate shower.


It's private, comfortable and well-ventilated from multiple points, including 360° views of the ocean and abundant natural light (with the mix of enlarged side windows, aft windows, portlights, and deck hatches).

The Forty-Six introduces the VIP guest cabin, with the raised island berth providing unique ocean viewing from the comfort of your pillow, there is an on-suite bathroom together with separate shower.

*Comfortable and private, the owner's cabin ensures relaxation and the space to unwind, a home away from home.*

## PORT HULL

In this configuration, we have a spacious guest cabin with ensuite bathroom, and in lieu of the forward port cabin, a functional workspace utility cabin with cabinetry, washer/dryer and countertop, for ocean office or other.





## UTILITY

Upgraded air conditioning allows for bespoke temperature control in saloon and cabins.

The anchor locker is self-contained for simple safe operation.

All deck hatches are flush-mounted. Wide walkways, around the saloon to aft, with strategically placed handrails for secure passage underway. The Leopard 46 comes with plenty of storage space, including a gas locker, upgraded life raft locker, and the forward storage locker accommodates the fresh water and generator.

All critical electronic and mechanical systems are controlled by the electrical panel conveniently located as you enter the living area on starboard.

The primary operational focus of the Forty-Six is to maintain the tradition of reliable, easy-to-maintain, and intuitive systems.

## SAILS



**STANDARD MAIN**  
920 sqft / 85.5 sqm



**SQUARE TOP MAIN**  
995 sqft / 92.4 sqm

## SPECIFICATIONS



**WATER CAPACITY**  
185 US gal / 700 L



**FUEL CAPACITY**  
182 US gal / 690 L



**DISPLACEMENT**  
38 925 lbs / 17 656 kg



**ENGINES**  
2 x Yanmar 57 hp Diesel or Electric Drive



**LENGTH OVERALL**  
47 ft 6 in / 14.48 m



**BEAM**  
24 ft 1 in / 7.35 m



**DRAFT**  
5 ft 5 in / 1.65 m



**TOTAL SAIL AREA**  
1512 sqft / 140.5 sqm

## CABIN CONFIGURATION



**3** CABIN  
WITH UTILITY



**4** CABIN




**5** CABIN



# LEOPARD | 50

This award-winning Fifty is simply the best value in her class.

Shaped by discerning Leopard customers' demands, this ocean predator is a harmony of water grace and practical functionality.



## SAILING

The Fifty is designed for easy sailing operations, with the functional layouts having proved themselves across all our models and amongst thousands of sailors.

All lines run back to the helm station, equipped with power winches, allowing for ease of handling. Our primary traveler solution is simple yet performance efficient.

The integrity of the hull and rig is built for blue water sailing and has proven itself in rough sea conditions.

Built to global standards and designed for discerning customers worldwide, the Leopard Fifty is a breed apart and globally accredited with the Cruising World Boat of the Year Award.

With over one hundred and thirty Fifty's sailing the oceans playgrounds, she's rich in building heritage and a solid investment.



# ENTERTAINMENT

Spacious in layout, contemporary in style, with a focus that blends aesthetic detail with onboard practicality.

*Four dedicated entertainment environments.*



## SALOON

This is the heart of this multihull; the spacious open-planned saloon with floor-to-ceiling sliding windows and doors from the aft deck creates a harmonious indoor/outdoor living space.

The layout is super functional, to starboard, the cooking aspect of the galley with gas hob/oven and fridge/freezer.

To port the saloon dining area (which can convert into an additional sleeping area). The forward-facing food prep station of durable Staron and wash-up basin (additional cooler options, wine, ice maker, freezer, or dishwasher below).

All this allows for inclusive socialization with a great view.

The addition of a skylight enhances the space, allowing ease of view of the sail setting and providing additional natural light. The nav station with VHF radio is on the port side, in sight of the helm station.

A legacy of pleasing charter customers optimizes multiple storage options.

The Fifty is a feast of entertainment opportunities, without compromising onboard living comfort.

## AFT COCKPIT

Onboard access is safe via wide pontoons, and the movement of onboard flow is seamless across the teak deck through to the saloon, past the eight-seater U-shaped dining area with teak table and helm station, allowing for clear communication from aft to the saloon and helm - both ease of access and open communication.

The Fifty has an optional bespoke electric hoist swim platform and tender station.

## SUN LOUNGE

The sun lounge with 360-degree views is uniquely positioned on the coach roof.

Accessed aft via floating stairs, this entertainment zone is equipped with lounging space, including sunbeds and integrates the guest experience with the helm station.



## FORWARD COCKPIT

This is the perfect space for a little 'me-time', a favorite at a mooring for enjoying a glass of refreshment and admiring the view; the foredeck sunbeds are located ahead. All this allows for inclusive socialization with a great view.





## COMFORT

Voluminous hulls allow us to spoil you with spacious cabins with panoramic windows and stylish comfort.

Upon entering the saloon, the owner's cabin access is immediate to starboard and forward starboard access to the VIP guest cabin, with a window-facing, raised bed. This cabin with an en suite bathroom is unique in positioning and perfect for spoiling your guests.

Crossing to the Port hull, we have two additional guest cabins with en suite bathrooms. The aft cabin features the new large transom window, and all cabins enjoy large panoramic hull windows, allowing for lots of natural light.

The Fifty is all about onboard comfort; interior design is elegant, modern, and relaxing.

The owner deserves the extra touch, and the Fifty delivers vast space with the freedom to move.

The furnishings include a vanity dresser that can be used as a desk, multiple cupboards, drawers, storage spaces, and a generous, easy-to-access comfortable bed.

Our interior design layouts focus on abundant natural light, free movement of a breeze, and panoramic views.



## UTILITY

Onboard comfort is enhanced with natural airflow, energy-efficient water-cooled air conditioning, and specific environment control. Optional water makers and solar rooftop panels complement onboard sustainability.

Lighting is smart, recessed, and LED efficient. Power control is accessible and operationally user-friendly.

Optional Leopard digital switching allows for real-time management and warnings. Integrated Raymarine navigation and systems solutions are displayed on large glare-free monitors.

Power sailing is provided by two fuel-efficient, 57 hp or 80 hp (optional), Yanmar engines, fitted with sail drives.

Mechanical environments are all finished smoothly with flow coating application and with well-planned mechanical accessibility for maintenance.

## SAILS



**STANDARD MAIN**  
964 sqft / 89.60 sqm



**SQUARE TOP MAIN**  
1019 sqft / 94.7 sqm

## SPECIFICATIONS



**WATER CAPACITY**  
185 US gal / 700 L



**FUEL CAPACITY**  
243 US gal / 920 L



**DISPLACEMENT**  
41 888 lbs / 19 000 kg



**ENGINES**  
2 x Yanmar 57 | 80 hp



**LENGTH OVERALL**  
50 ft 6 in / 15.40 m



**BEAM**  
26 ft 5 in / 8.04 m



**DRAFT**  
5 ft 3 in / 1.61 m



**TOTAL SAIL AREA**  
1652 sqft / 153.5 sqm

## CABIN CONFIGURATION



3 CABIN



4 CABIN



5 CABIN

# POWER

## POWERCAT DNA

- 🐾 World leader in power catamarans
- 🐾 Built for comfortable blue water power cruising
- 🐾 Spacious flybridge
- 🐾 Stepped hulls allow performance and interior volume
- 🐾 Easy to maneuver for single-handed operation
- 🐾 Reliable and easy to use davit system
- 🐾 Great water and fuel capacity
- 🐾 Comfortable, robust, and easy to maintain
- 🐾 Economical consumption

40PC 46PC 53PC







LEOPARD  
POWERCAT | 40

Elegant, powerful and comfortable, this indeed marks a Leopard.

After the success of the Leopard 46 Powercat and the Leopard 53 Powercat, Leopard Catamarans chose to enrich its range of power catamarans with the Leopard 40 Powercat. It is a modern multihull, specially designed to offer the same qualities as its predecessors, but in a more compact and affordable size.



Whether a moderate, brisk cruising speed of 15 to 17 knots or the top speed of 23 knots - safety, fun and comfort are always guaranteed.

Capable of accelerating strongly when desired, as well as holding high averages to extend the range of day cruising, the Leopard 40 Powercat, true to the age-old tradition of the South African shipbuilding industry, demonstrates a seaworthy behaviour that is unfailing for those who want to take it on the long haul.

The Leopard 40 Powercat is the most advanced, high performance and elegant entry-level power catamaran imaginable. With its sharp lines and contemporary design, it is a natural addition to an immediately recognisable range of modern power catamarans with exceptional features.

## POWER CRUISING

The Leopard 40 Powercat has benefited from over twenty years of experience at the Robertson & Caine shipyard and strong research into digital hull design. The way it behaves at sea and the performance delivered reach a level never seen before in this size.

At the helm, the elaborate shape of the hulls provides exceptional stability lengthwise for a forty-foot boat. The pleasure of skippering is always at a maximum, whether you are positioned on the flybridge in direct contact with the elements, or covered inside, always with a panoramic view of the water.

The two technical areas at the aft, perfectly isolated from the accommodations, allow to combine power, efficiency and great comfort on board. They accommodate two engines of 250, 320 or 370 HP, with in-line shaft, thus guaranteeing an exceptional level of reliability, an essential element of the Leopard DNA for over thirty years.

Thanks to the work of the Simonis Voogd Design agency, the Leopard 40 Powercat is exceptionally versatile, making it suitable for a wide range of uses.




## LIFE ON BOARD

In just over 12 meters of hull, the Leopard 40 Powercat accommodates three cabins, two heads, a large panoramic living area, an aft cockpit, forward sunbathing areas and a flybridge.

The saloon offers an exciting panoramic view to enjoy a unique sailing experience while remaining well protected. With the cockpit on the starboard side, the guests and skipper can continue to interact throughout their cruise. At the bow, a full-height watertight door opens onto a sunbathing area that is always a favourite aboard Leopard catamarans: the foredeck. Here you will find the amazingly convenient integrated sunbeds for extensive sunbathing and relaxing.

At the rear of the saloon, the galley occupies a very well-considered central position, allowing it to serve both the saloon and the aft cockpit, on which it opens via a large bay window. The distribution of space between the L-shaped work surface on the port side and the preparation area on the starboard side allows for a great deal of freedom of movement between the forward and aft spaces.



The long and comfortable bench seat located at the rear of the cockpit is a great place to be when cruising or at anchor.

On the other side of the table, additional seats provide the conviviality expected during meals or moments of relaxation, the cockpit offering a direct and easy access in only three steps to the large aft skirts.

The flybridge offers so much space that it makes you forget that you are on a forty-footer. In the shadow of the rigid bimini, a large U-shaped saloon, a day kitchen and a helm station with its double bench seat create a living space of undeniable delight.



## COMFORT

Whether it is provided by the panoramic windows or the volume of the hulls, the feeling of space is a constant on board the Leopard 40 Powercat.

The layout has been particularly optimised with two cabins and a central head to port and a single cabin with its private head to starboard.

Separated from the saloon by its sliding door and entirely dedicated to the comfort of the owners, the starboard hull is worthy of a grand hotel suite. At the rear, the generously sized island bed offers a captivating view of the ocean through the long portholes.

In the centre, the multiple storage spaces create room to put your belongings away, while the entire front is occupied by an ensuite bathroom with toilet, sink and separate shower.



On the port side, between the two guest cabins, another bathroom offers a shower separate from the sink and toilet.

Both cabins offer good-sized beds, accessible from the sides, and in all cases offering an optimal view of life at sea through the large hull portholes.

The interior style of the new power catamaran is effortless and elegant and impresses with the high quality of the materials used. At the same time, both the materials and the shape of the furniture you choose open the way to all possible interpretations to create an interior perfectly to your taste. Natural light is omnipresent thanks to the windows and deck hatches, skilfully relayed at night by LED lighting that is both effective and warm.





## UTILITY

With its two anti-glare touch screens, all the navigation electronics including autopilot and VHF, the flybridge helm station is the real nerve centre of the Leopard 40 Powercat.

The engine compartments are separate of the living area, perfectly insulated for maximum comfort and are particularly easy to access and maintain. Their volume is of course fully capable of accommodating numerous additional items of equipment, whether technical or recreational.

Above all, it allows you to carry out all engine control and maintenance operations with ease, a guarantee of reliability and endurance for your Leopard 40 Powercat.

Finally, the anchor windlass is located between the two sundecks.



## SPECIFICATIONS



**WATER CAPACITY**  
169 US gal / 640 L



**FUEL CAPACITY**  
370 US gal / 1 400 L



**DISPLACEMENT**  
28 819 lbs / 13 829 kg



**ENGINES**  
2 x 250 | 320 | 370 hp



**LENGTH OVERALL**  
40ft 0 in / 12.19 m



**BEAM**  
21ft 8 in / 6.61 m



**DRAFT**  
3ft 7in / 1.10 m

## ECONOMY & RANGE

**MAXIMUM SPEED**  
23 kts

**CRUISING SPEED**  
15 kts

**MAXIMUM RANGE (15 KTS)**  
350 nm

**MAXIMUM RANGE (5 KTS)**  
1 600 nm (Single Engine)

**CONSUMPTION (15 KTS)**  
17.2 g/h in total

## CABIN CONFIGURATION

3  
CABIN





LEOPARD  
POWERCAT | 46

She's lithe, agile, graceful at speed, and super comfortable.

The Forty-Six has her DNA thread pulled from the hugely successful multihull of the year winner, Leopard 53 Powercat, yet refined, as evident in her aesthetics.



Simonis Voogd Design was tasked with the design concept of the Leopard 46 Powercat to improve efficiency and sea motion.

The designers spent almost one year in extensive CFD modeling, achieving a refined hull design with a much lower running trim over its speed range in all load conditions. The new design increased the efficiency of the hulls, confirmed by its improved acceleration with a faster and smoother ride.

Leopard Powercat, the most loved blue water power cruising catamaran, is envied by enthusiasts worldwide. Built and sea-trialed in Cape Town, the Cape of Storms, this ocean predator has achieved over 23 knots.

## POWER CRUISING

This 5th generation is founded on two decades of ocean power cruising. Evolutionary in design from hull to interior, it's crafted by Robertson and Caine for onboard comfort and speed.

Driving this power cat is exhilarating; it offers two helm stations on the flybridge and saloon, both are equipped with two large interactive displays with digital monitoring, switching, and charts.

Thrust is provided by two Yanmar 250 hp (optional 320 or 370 hp), and maneuvering is simple with a port side bow thruster.

A non-negotiable in the conceptual design of this catamaran was the placement of thrust in spacious dedicated engine rooms.

This was achieved with a simple straight-drive engine/gearbox installation, resulting in space and consumption efficiencies, reduced environmental disturbance on board, and ease of access from external deck hatches.



## ENTERTAINMENT

The Forty-Six boasts four entertainment areas (saloon / aft cockpit / flybridge / forward sunbed recliners).

The spacious saloon consists of three functional areas, the lounge, the galley, and a newly dedicated galley server station. Design consideration enables the free flow of movement from food preparation to drink serving.

This continues naturally to the lounge area and aft, where we have a new aft cockpit layout focusing on entertainment with a well-proportioned U-shaped settee surrounding a large teak dining table to seat guests comfortably.

Easy access to the swim/tender platform and large pontoon steps.

We have designed the 46 for the improved onboard flow of movement from the saloon to aft and up to the flybridge; it's practical and functional at anchor and underway.



The flybridge is spacious with sunbed, sun-shaded dining with lots of seating. Entertaining is centered around the electric grill, including a washbasin and prep area, and an optional cooler.

The forward end of the saloon opens onto a sunny lounging area, complete with adjustable recliners.





## COMFORT

The spaciousness experienced in the saloon is featured in the cabins located in the port and starboard hulls as well. The 46 Powercat comes in a four-cabin or three-cabin option, all en suite.

The owner's cabin version has the entire starboard hull dedicated to the owner's comfort. This owner suite includes a spacious bathroom with a double hand basin and an independent shower stall.

This cabin offers a large walk-in closet, desk, double vanity, ample clothing space (hanging and drawer), and a comfortable double bed with side access. Lots of natural light from view windows and deck flush hatches.




The catamaran has two guest cabins with en suite bathrooms on the port side.

The forward cabin's bunk is rotated to face directly to sea view, whereas the aft cabin is similar to the owners, bunks have convenient side access, and bathrooms are roomy.

The onboard ambiance is modern elegant, and calming, with a tonal range that is pleasing to the eye. Neutral colors allow your style to flourish with soft furnishings.

This power cat is filled with light. 360-degree views through the new vertical saloon windows allow sharp visibility and at night, recessed LED lighting are mood enhancing and functional, all resonating at the same hue.





## UTILITY

The flybridge helm is fitted with an optional Raymarine navigation solution, with digital switching, via two antiglare touchscreens. Helm, throttles, bow-thruster, radio, and autopilot manage all yacht operations. Forward and aft cameras display for ease of maneuvering.

Mechanical environments are isolated, soundproofed, and well-implemented for easy accessibility and maintenance. These engine rooms are designed to accommodate additional equipment including a genset, water maker, additional batteries, and chargers.

In addition to well-considered natural airflow, comfort is enhanced with energy-efficient water-cooled air conditioning with specific environment control.

Water maker complements onboard sustainability, and solar rooftop panels add a power generation option.

Lighting is smart, recessed, and LED efficient.

Power control is accessible and operationally user-friendly.

Of course, ocean cruising catamarans are super stable yachting options and add considerably to the motion comfort.

The windlass lies between the two sunbeds for ease of mooring.



## SPECIFICATIONS



**WATER CAPACITY**  
185 US gal / 700 L



**FUEL CAPACITY**  
475 US gal / 1 800 L



**DISPLACEMENT**  
36 945 lbs / 16 758 kg



**ENGINES**  
2 x 250 | 320 | 370 hp



**LENGTH OVERALL**  
46 ft 4 in / 14.13 m



**LENGTH OVERALL WITH SWIM PLATFORM**  
47ft 5 in / 14.44 m



**BEAM**  
24 ft 1 in / 7.34 m



**DRAFT**  
3 ft 1 in / 0.94 m

## ECONOMY & RANGE

**MAXIMUM SPEED**  
23.5 kts

**CRUISING SPEED**  
16 kts

**MAXIMUM RANGE (15 KTS)**  
450 nm

**MAXIMUM RANGE (5 KTS)**  
1 500 nm (Single Engine)

**CONSUMPTION (15 KTS)**  
14.5 g/h in total

## CABIN CONFIGURATION





Fuel-efficient | Fast | Fabulous

LEOPARD  
POWERCAT | 53

This Multihull of the Year winner is an evolution of over two hundred and forty Leopard 51 and Leopard 43 Powercats currently cruising the world's ocean destinations.

Optimized Design. Optimized Innovation. Optimized Manufacturing.  
A brilliant lifestyle investment.



We have developed a game-changer in sea performance with a revolutionary hull design and two years of Research & Development.

A spacious motor catamaran that is both agile and fast whilst remaining highly economical with low consumption figures.

We continuously build on our globally recognized commitment to performance, entertainment, and comfort.

## PERFORMANCE

The Performance of the Leopard 53 Powercat is outstanding - she reaches a maximum speed of 24 knots.

Design innovation has dynamically reduced resistance from wind and sea, achieving almost 23 knots in rough sea states without compromising ride comfort.

Power cruising is provided by two fuel-efficient, 370 hp V8 Yanmar engines. Performance has been proven with over fifty Leopard 53's on water; that is data to be relied upon.



## ENTERTAINMENT

The Fifty-Three is a feast of entertainment opportunities without compromising onboard living comfort.

Functional, well-considered interior design enforces an impressively generous layout, and this is a central theme throughout this multihull.

*With a 31% increase in internal volume, this Ocean Predator is built for spacious onboard comfort.*



## FLYBRIDGE

The 53 Flybridge is massive with 60 square feet (23 square meters) of onboard fun, excellent visibility, and great sun protection. An entertainment heaven onboard.

Forward, the Flybridge Helm Station, and forward-facing seating.

Midship, this entertainment hub has a U-shaped seating area wrapped around a teak table opposite the wet bar with plenty of prep space, wash-up, optional barbecue, ice maker, and a fridge.

Aft, we have a double sunbed and loads of viewing space.

## AFT COCKPIT

Spacious, without losing intimacy, the aft entertainment area easily accommodates families and guests with a U-shaped 8-seater around a teak table and plenty of under-bunk storage.

Water fun is easy with an optional electric hoist swim platform and tender station.

The flow of onboard movement is seamless through the saloon and past the helm station to the foredeck, allowing ease of access and open communication.

The deck is finished in Flexiteek (optional) with a white or black caulking option.





## SALOON

*The saloon is the heart of this multihull.*

Extending from the galley, the impression is of continuous space with incredible visibility.

Continuing the legacy of satisfying charter customers, the spatial planning accommodates two lounge suites, a bespoke coffee table, and a retractable high definition tv, it feels surreal.

On starboard, there is an optional interior helm station, with exceptional visibility through large saloon windows, an electronic pack that includes the integrated digital switching solution.

Access to the bow is via the watertight glass door equipped with multiple dog handles for sealing in weather conditions.

Stepping through onto the bow, we have a Lounging area with adjustable recliners, with numerous large storage environments underside.

## GALLEY

As you enter the Fifty-Three saloon area, you are greeted by our functional starboard side galley. Easy-to-maintain Staron worktops define the workspace, with a gas hob, a convection microwave oven, and the option of an under-counter freezer.

Within easy reach on the port side is the washup and prep space, a double-volume fridge/freezer, and space for an optional dishwasher. Plenty of cabinets and underfloor storage are notable features.





This Fifty-Three allows for two guest cabins with en suite bathrooms, portside.

Forward, we have the innovative VIP cabin, with its panoramic window facing the raised bed, allowing guests to watch their reality ocean show, with en suite, its comfort defined.



## COMFORT

Voluminous hulls allow us to spoil you with spacious cabins fitted with panoramic windows and unmatched comfort.

*As the owner, you deserve that extra touch, and the Fifty-Three delivers a generous space layout with abundant natural light.*

The evolution of hull design allows for much more room, panoramic hull length and transom windows connect you with ocean vistas.

The interior design is functional elegance. The cabin offers a large comfortable double bed with both sides access, a desk with TV, a double vanity, a large walk-in closet, ample clothing space (hanging and drawer), and a roomy bathroom with a double basin and more stowage, the heads and an independent shower stall.



The main electrical panel, as well as an optional washer and dryer, is in the corridor, midship, between the forward and aft cabins.

Aft, the cabin features large hull and transom windows, a large comfortable double bed with both sides access, and an en suite bathroom.





## UTILITY

The flybridge helm is fitted with an optional Raymarine navigation solution, with digital switching, via two antiglare touchscreens. Helm, throttles, bow-thruster, radio, and autopilot manage all yacht operations. Forward and aft cameras display for ease of maneuvering.

Mechanical environments are isolated, soundproofed, and well-implemented for ease of accessibility and maintenance. These engine rooms are designed to accommodate additional equipment, including a genset, water maker, additional batteries, chargers, and air conditioning chiller unit.

In addition to well-considered natural airflow, comfort is enhanced with energy-efficient water-cooled air conditioning with specific environment control.

Water maker complements onboard sustainability, and solar rooftop panels add a power generation option.

Lighting is smart, recessed, and LED efficient. Power control is accessible and operationally user-friendly.

Of course, ocean cruising catamarans are super stable yachting options and add considerably to the motion comfort.

The windlass lies between the two sunbeds for ease of mooring, and in the pontoon, bows are a crew cabin and shower/head.

## PROFILE



## SPECIFICATIONS



**WATER CAPACITY**  
185 gal / 700 L



**FUEL CAPACITY**  
562 gal / 2 130 L



**DISPLACEMENT**  
47 203 lbs / 21 411 kg



**ENGINES**  
2 x Yanmar 370 hp diesel



**LENGTH OVERALL**  
50ft 6in / 15.40 m



**LENGTH OVERALL WITH SWIM PLATFORM**  
53 ft 1 in / 16.19 m



**BEAM**  
25 ft 2 in / 7.67 m



**DRAFT**  
3 ft 3in / 1.00 m

## ECONOMY & RANGE

**MAXIMUM SPEED**  
24 kts

**CRUISING SPEED**  
17 kts

**MAXIMUM RANGE (15 KTS)**  
420 nm

**MAXIMUM RANGE (5 KTS)**  
1 600 nm (Single Engine)

**CONSUMPTION (15 KTS)**  
19.8 g/h in total

## CABIN CONFIGURATION



3  
CABIN



4  
CABIN



**NORTH AMERICA**

**FLORIDA**

850 NE 3rd Street, Suite 201  
Dania Beach  
33004 Florida  
United States

+1 954 925 8050  
info@leopardcatamarans.com

**ASIA**

**THAILAND**

Ao Po Grand Marina, 113/1, Moo 6,  
Tambon Paklok Amphur Thalang  
83110 Phuket  
Thailand

+66 (0) 81 766 1799  
asia@leopardcatamarans.com



**EUROPE**

**FRANCE**

2, Place Amiral Ortoli  
Port Santa Lucia  
83700 Saint-Raphaël  
France

+33 (0)4 92 00 09 03  
europe@leopardcatamarans.com

**GERMANY**

Theodor-Heuss-Str. 53-63 (Eingang B)  
61118 Bad Vilbel  
Germany

+49 (0) 61 015 579 1549  
europe@leopardcatamarans.com

**UNITED KINGDOM**

D S T House, St Mark's Hill  
Surbiton KT6 4BH  
United Kingdom

+33 (0)4 92 00 09 03  
europe@leopardcatamarans.com

**AFRICA**

**SOUTH AFRICA**

2nd Floor Marina Centre, West Quay Road, Lobby 1  
Victoria & Alfred Waterfront  
8001 Cape Town  
South Africa

+27 21 200 1825  
southafrica@leopardcatamarans.com

**OCEANIA**

**AUSTRALIA**

Level 16 AMP Place  
10 Eagle Street  
Brisbane QLD, 4000  
Australia

+61 423 700 782  
sales@leopardcatamarans.com.au

 LEOPARD DEALERS

**EUROPE**

**SPANIEN**

Esla Yachts  
Marina Vela | Pg. Joan de Borbó 103  
08039 Barcelona  
Spanien

+34 627 627 377  
europe@leopardcatamarans.com

**SCANDINAVIA**

+45 265 97200  
europe@leopardcatamarans.com

**MIDDLE EAST**

**TURKEY**

Solo Deniz  
Işıçiler Caddesi 147, K4 Alsancak  
35230 Izmir  
Turkey

+90 232 465 3240  
europe@leopardcatamarans.com

**ISRAEL**

Swell Yachting  
1 Hazedef st. p.o Box 1  
Herzlyia Marina 46764  
Israel

+97 274 702 4321  
europe@leopardcatamarans.com

**OCEANIA**

**NEW ZEALAND**

Level 27, PWC Tower 188 QUAY Street  
Auckland  
New Zealand

+64 022 677 2446  
newzealand@leopardcatamarans.com

**CENTRAL AND SOUTH AMERICA**

**BRAZIL**

Setsail  
Av. Paulista, 91, sala 710 Bela Vista  
São Paulo 01310-000  
Brazil

+55 1199 9103 275  
info@leopardcatamarans.com

**COLOMBIA**

LNJD Polaris S.A.S.  
Cra. 4 #7-17, Cartagena de Indias,  
Provincia de Cartagena, Bolívar,  
Colombia

+57 320 5438700  
info@leopardcatamarans.com

**MEXICO**

607 x, C. 25-B 607-88 y 88A,  
Fracc Algarrobos, 97305 Mérida, Yuc.,  
Mexico

+52 999 316 7095  
info@leopardcatamarans.com