



LEOPARD
CATAMARANS



INDEX

3	Heritage
5	Robertson and Caine
7	Leopard Catamarans
11	Interior Design
13	Sailing Range
15	- Leopard 43
25	- Leopard 46
35	- Leopard 52
45	Power Range
47	- Leopard 40 Powercat
57	- Leopard 46 Powercat
67	- Leopard 53 Powercat
81	Global Contact Details



HERITAGE

Leopard resonates with the spirit of three decades of catamaran design and manufacturing, customer feedback, and the vision to be the benchmark for ocean cruising catamarans.

NOT JUST A CAT
A LEOPARD



Three thousand plus Leopards underwrite the Brand Heritage of performance-driven, comfort, and blue ocean reliability.

An innovation and design aesthetic ethos drives a global team to constantly deliver investment value and onboard confidence.





CRAFTSMANSHIP

Manufactured under contract in Cape Town, on the Southern tip of Africa, where the Atlantic Ocean provides extreme sea trial environments, Robertson and Caine's workforce of over two thousand blend craftsmanship and technology to hand-build a range of sailing and power catamarans that have been globally recognized as amongst the best and at an affordable price.

Leopard Catamarans are produced with pride and passion by Capetonians, whose pioneering spirit and product innovation constantly leads the global sector.

BUILD STANDARDS

ISO standards are certified by the International Marine Certification Institute (IMCI) in accordance with the Recreational Craft Directive 2013 / 53 / EU.

Additionally, our product is also certified by the National Marine Manufacturers Association (NMMA) to ABYC standards.

We are members of the American Boat and Yacht Council (ABYC) and the National Marine Manufacturers Association (NMMA) and are represented on the ISO Technical Committee (ISO TC 188) which reviews all ISO specifications prior to issue.

WORLDWIDE

Leopard Catamarans are headquartered in Clearwater, Florida, and oversees a global distribution network of sales, commissioning, and after-sales services, via an experienced in-house team.

As the catamaran of choice for both sailing and power within The Moorings and Sunsail charter companies, Leopard underwrites their global fleets with a presence in over twenty-three charter bases.

KKR — Travelopia



WHO WE ARE

Leopard is the private yacht division of Travelopia, which owns the market-leading charter companies of The Moorings and Sunsail, a partnership that began with The Moorings in 1995.

Travelopia is the world's leading collection of specialized travel brands. Travelopia is owned by Kohlberg Kravis Roberts, a global private equity firm.

26
BRANDS

30
COUNTRIES

2.5^K
EMPLOYEES

400^K
CUSTOMERS ANNUALLY



BRAND PROMISE

ASTUTE • ASSURED • ELEGANT • HONEST • PASSIONATE

Leopard is worn with pride. Its appeal is honest, reliable, and committed. Three decades of private and charter feedback, blended with visionary innovation and a commitment to build the best ocean cruising catamarans.

BRAND DNA

The Leopard DNA underwrites every Robertson and Caine catamaran built in Cape Town.

Incorporating over thirty years of private and charter feedback with visionary innovation and blending it with endurance to persist in the quest to build the most loved ocean cruising catamarans that strike a balance between value, comfort, and performance.

DESIGN

Leopard is a synergy of aesthetic and interior design from Robertson and Caine's design team based in Cape Town and Florida, and performance design of Simonis and Voogd international Naval Architectural and Yacht Design studio.



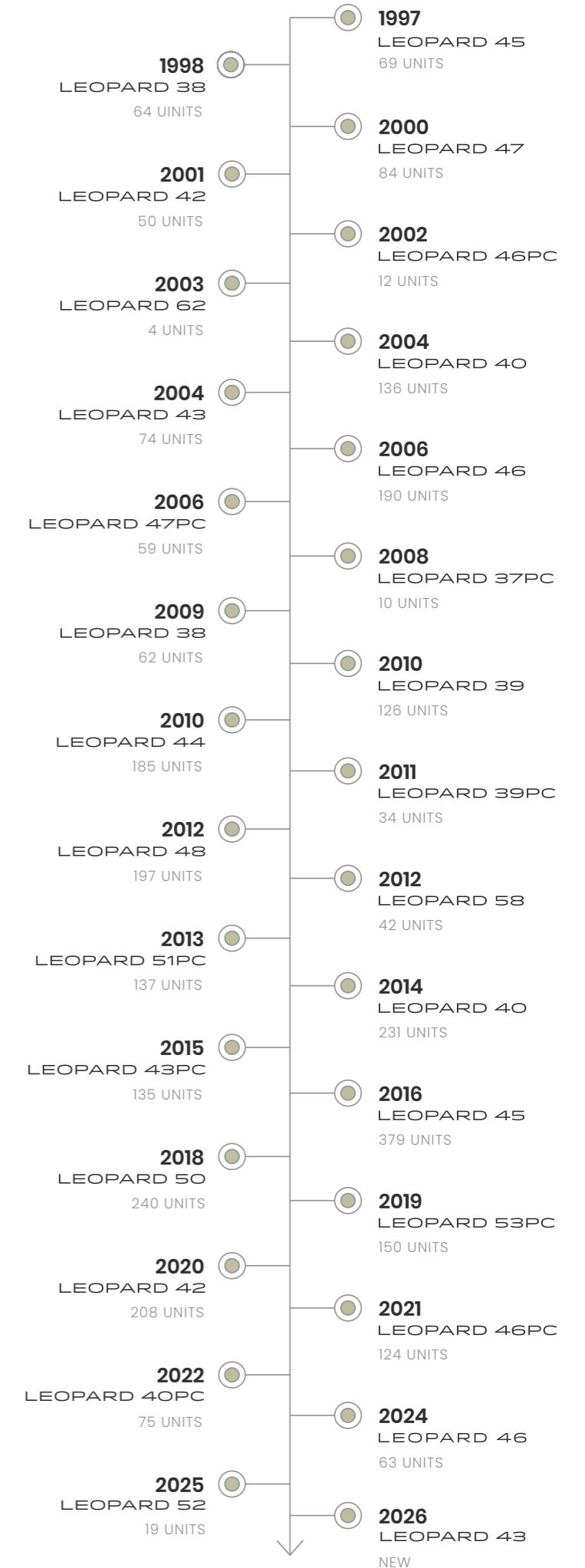
SCAN CODE



Scan this QR code with your phone to fly through the Robertson and Caine Factory



AWARD-WINNING



INTERIOR DESIGN

STYLING

The styling is understated with elegance and sophistication. Exterior lines are sharp yet form-fitting, allowing light to contrast, creating visual interests that change - Interior layout is designed for efficient functionality.

Onboard exterior areas are an extension of the interior, all at the same level, creating a seamless feeling of space and airiness, allowing free flow and unrestricted movement.



The neutral palette allows the owner to easily add their personal touch.

FINISHES

The selection of finishes throughout the interior is based on contemporary aesthetic appeal durability and longevity of use. All cabinetry is carefully handcrafted with attention to detail and finishing.

The cabinetry is finished with a durable heat and scratch-resistant Formica laminate in Silver Riftwood, which is the primary finish for cabinetry throughout the interior, with all drawer fronts and doors finished with color-matching impact edging.

Galley countertops and vanities are finished in Avonite solid surface, allowing for a seamless installation and non-porous hygienic surface. Fenix NTM Arizona Beige is used for drawer fronts and doors. This soft-touch, anti-fingerprint laminate, in a neutral color adds to the contemporary aesthetic.

The flooring in lighter Highland Ash (also a Formica laminate) creates a neutral backdrop. Highland Ash is complemented by carpeted floors in Masterpiece 92 from Van Gogh in the cabins. In addition,



the cabins are styled with finishes and fabrics to create a soft, tranquil interior. Upholstered panel inserts in Pebble from Sunbrella are used to soften the interior.

The lighting is designed not only to enhance the exterior and interior design but also to be practical. Sufficient light levels are created throughout the interior as required in areas that need 'task lighting' without causing an uncomfortable glare, while recessed LED lighting creates a soft, ambient atmosphere in the saloon and cabins.

Low-level lighting provides guidance and safe passage throughout. Overall, switching of the lighting is well placed and ergonomic.



SAIL

SAILING DNA

- 🐾 Optimal compromise between interior volume and performance
- 🐾 Stepped hulls and powerful rig with overlapping genoa
- 🐾 Helm station designed for offshore single-handed sailing
- 🐾 Well-protected helm station
- 🐾 Social areas: large aft cockpit, lounge, sun lounge, and forward cockpit
- 🐾 Reliable and easy to use davit system
- 🐾 Great water and fuel capacity
- 🐾 Comfortable, robust, and easy to maintain

We will be profiling all the owner's versions in our range.
Please note that some pictures and descriptions may include optional equipment.





LEOPARD | 43

Maintaining Leopard's signature balance of comfort and uncompromised performance, The Forty-Three is a durable offshore sailing catamaran built upon proven, award-winning Leopard heritage, she's sporty and so much fun to sail.

SAILING

The Forty-Three introduces an efficient wave-piercing reverse bow, coupled with wide optimized stepped hulls and abundantly high bridge deck, resulting in smooth, efficient sailing, in all sea states.

The increased sail plan (1 354 sq.ft) with overlapping genoa, has been upgraded with a larger, repositioned, powerful rig, providing for superior performance in all wind conditions.

Helming is comfortable, with all lines easily accessible, superb visibility across the coach roof lounge, the aft cockpit, the bows, and sterns, as well as the mainsail through a skyview.

Alongside, the sun lounge adds entertainment heaven and shares the helming experience.

The Forty-Three is a breed apart, more performance focused, whilst maintaining Leopard's signature balance of comfort and space.



ENTERTAINMENT

Modeled upon proven next generation of sailing catamarans in the Leopard range, she proudly introduces fully retractable companionway doors, allowing for exceptional indoor/outdoor social flow.

This open plan layout allows for the versatility of one large entertainment space, with seating and tables, strategically aligned to create a large dining arrangement that can seat all guests at once.

This optimized layout introduces the starboard galley, with comprehensive prep area, convection hob, under-counter oven, refrigeration and storage.

The wash-up area, together with the optional dishwasher, is forward-facing.



Introducing an industry first, the Forty-Three innovates a 360-degree, full visibility of the horizon from any angle inside the saloon.

Integrated coach roof and window mullions are uniquely designed and crafted, resulting in strengthened glass windows that completely surround the saloon for a superior view and abundance of natural light.

The saloon is spacious for her class, enhanced by the outside vista that fill your senses. Interior ambiance is chic, elegant with focus on comfort. Upholstery is soft tactile.

You are spoilt for choice, close the retractable doors and you have climate comfort with a 360-degree ocean view, open the doors and transition to a massive indoor/outdoor space.



COMFORT

Voluminous hulls allow spacious cabins with continuous panoramic windows and unmatched comfort.

Abundant natural light, ample floor space, island berths accessible from both sides enhance the feelings of flow.

The owner's hull suite features a large island berth, a desk with vanity, and plentiful storage with multiple cupboards, drawers, and hanging space. Enjoy a spacious bathroom with an isolated shower.

On the Portside, we have two guest cabins with island berths and ensuite bathrooms.

Comfort is enhanced by a design approach that favors fresh air flow, complemented by independent air conditioning.





UTILITY

Onboard sustainability is complemented with 1,365W solar generation, with coach roof panels situated aft of the sun lounge. Battery management, recessed LED lighting, together with proven air conditioning technologies and optional water maker.

Onboard tech, navigation and sailing instrumentation are incorporated within a suite of Raymarine equipment, with optional digital monitoring, managed via an anti-glare touchscreen, together with marine radio, autopilot and Morse engine controls.

Past the portside nav station, through the watertight forward door, we access the enlarged foredeck. A large forward cockpit

with additional lounging upon an upholstered settee and sun bed to starboard

Further innovation for performance and space enhancement is the optional composite longeron replacing the traditional bowsprit, resulting in a cleaner foredeck without a compression strut dividing the trampoline in two halves.

The Forty-Three is ideal for couples cruising long-term or families seeking space and simplicity. Her ease of sailing is fully optimized for singlehanded operation, with helm layout, rig balance, and control placement designed for confidence and ocean enjoyment. She's sporty and fun.

SAILS



STANDARD MAIN
783 sqft / 72.8 sqm



SQUARE TOP MAIN
825 sqft / 76.6 sqm

SPECIFICATIONS



WATER CAPACITY
174 US gal / 660 L



FUEL CAPACITY
158 US gal / 600 L



DISPLACEMENT
32 470 lbs / 14 728 kg



ENGINES
2 x 45 hp Diesel



LENGTH OVERALL
42 ft 7 in / 12.98 m



BEAM
23 ft / 7 m

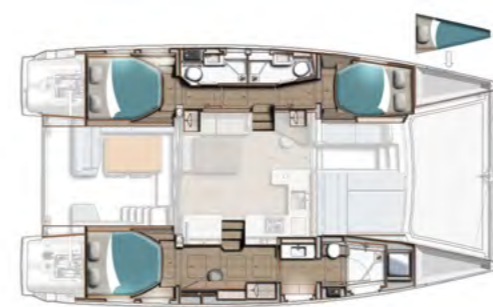


DRAFT
4 ft 11 in / 1.5 m

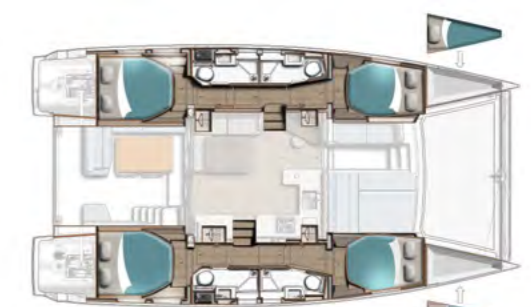


TOTAL SAIL AREA
1354 sqft / 125.8 sqm

CABIN CONFIGURATION



3 CABIN



4 CABIN



LEOPARD | 46

Space | Performance | Comfort

SAILING

The Leopard 46 is a superior sailing catamaran featuring a solid, assertive design that embodies pure Leopard DNA



With a taller mast and optional performance Aramid Sport sail rig she has 15% more sail area, including upgraded running rigging for ease of maneuvering, delivering superior performance in all wind conditions and together with stepped hulls, allows for effortless steering on a well-balanced helm. The helm layout is simple and functional in layout for one handed sailing.

The helm platform has been slightly raised, allowing both weather protection and sight of the port pulpit, whilst the new "lounging" helm seat is designed for long haul comfort and feet on the deck practicality.

This Forty-Six is a new breed of superior cats launching into world markets, she's predator performance, ocean grace and comfort heaven, across all sea states, performance reliable, entertainment focused.



Tech is state of the art Raymarine and includes an updated Leopard Catamarans digital switching and monitoring solution.



THRUST

This model introduces the option of standard Yanmar diesel propulsion or an integrated electric thrust option with sustainable solar / prop regeneration / range extending generator, all seamlessly controlled by state-of-the-art proven technology and lithium storage technologies.



ENTERTAINMENT

She's perfect for onboard entertainment with a sun lounge, an increased forward cockpit and 360 ft inside / outside saloon / aft deck area.



SUN LOUNGE

Easily accessed port side, the sun lounge offers the comfort of L-shaped lounge seating and an expansive sunbed, all within proximity to the skipper at the helm.

With loose chairs and various table options, the owner is provided with complete versatility in how they can arrange the space in various settings.

AFT DECK

With sliding doors that compact behind the helm station, the Forty-Six features a huge open entertainment area, integrating the saloon and aft cockpit, with two separate comfort and dining spaces.

Optional table configurations adapt to your entertainment experience indoor / outdoor or one congenial space.

Direct, safer onboard access via wide pontoons from the marina or tender. Easy access to water-related activities, with optional inhouse patented electrical tender / swim platform that can be operated from inside the boat.



SALOON AND GALLEY

Styling throughout is understated with elegance and sophistication.

The neutral palette allows the owner to easily add to the interior with their own personal touch. We have updated many of the interior finishes to remain contemporary. Upholstery is soft, inviting and resonates with the oak flooring. Joinery finishes in the saloon are sea state considerate with minimal hard edges.

The galley to starboard with expansive Morning Mist Avonite prep tops is equipped with optional induction stove and undercounter microwave, refrigerator / freezer.

The wash up area, together with optional dishwasher, is forward facing.

FORWARD COCKPIT AND BOW

The forward cockpit is an ideal "me space", shaded, cooled by the breeze, with exceptional visibility out to sea, ensures privacy from the rest of the boat and away from marina activity once docked.

The Forty Six's forward bow offers yet another social area with its solid foredeck and fitted bespoke redesigned trampoline, with less visible lacing, easier to navigate under motion and feet friendly.



COMFORT

Space, light and circulation are focus of the design brief. There is a clear natural flow from the forward cockpit, through the open-plan saloon with wraparound panoramic windows, to the aft cockpit, blending space, light, and airflow to maximize onboard comfort.

Layout is functional, open, contemporary, bathed in neutral tones, underscored by detailing and quality of finish with upgrades in new materials, upholstery, overhead panels and indirect lighting throughout, invites function with style.



STARBOARD HULL

The owners cabin footprint is more than sixty percent of the entire hull, spacious, well-appointed with large island berth, desk / vanity, ample hanging spaces, drawers, and under-floor lockers. The owner's bathroom is spacious, with separate shower.

It's private, comfortable and well-ventilated from multiple points, including 360° views of the ocean and abundant natural light (with the mix of enlarged side windows, aft windows, portlights, and deck hatches).

The Forty-Six introduces the VIP guest cabin, with the raised island berth providing unique ocean viewing from the comfort of your pillow, there is an ensuite bathroom together with separate shower.

Comfortable and private, the owner's cabin ensures relaxation and the space to unwind, a home away from home.

PORT HULL

In this configuration, we have a spacious guest cabin with ensuite bathroom, and in lieu of the forward port cabin, a functional workspace utility cabin with cabinetry, washer / dryer and countertop, for ocean office or other.





UTILITY

Upgraded air conditioning allows for bespoke temperature control in saloon and cabins.

The anchor locker is self-contained for simple safe operation.

All deck hatches are flush-mounted. Wide walkways, around the saloon to aft, with strategically placed handrails for secure passage underway. The Leopard 46 comes with plenty of storage space, including a gas locker, upgraded life raft locker, and the forward storage locker accommodates the fresh water and generator.

All critical electronic and mechanical systems are controlled by the electrical panel conveniently located as you enter the living area on starboard.

The primary operational focus of the Forty-Six is to maintain the tradition of reliable, easy-to-maintain, and intuitive systems.

SAILS



STANDARD MAIN
920 sqft / 85.5 sqm



SQUARE TOP MAIN
995 sqft / 92.4 sqm

SPECIFICATIONS



WATER CAPACITY
185 US gal / 700 L



FUEL CAPACITY
182 US gal / 690 L



DISPLACEMENT
38 960 lbs / 17 672 kg



ENGINES
2 x 45 | 57 hp Diesel or Electric Drive



LENGTH OVERALL
45 ft 6 in / 13.87 m



BEAM
24 ft 1 in / 7.35 m



DRAFT
5 ft 5 in / 1.65 m



TOTAL SAIL AREA
1512 sqft / 140.5 sqm

CABIN CONFIGURATION



3 CABIN WITH UTILITY



4 CABIN



5 CABIN

All specifications are to be confirmed by the customer prior to purchasing.



LEOPARD | 52

The most versatile cruising catamaran in her class.

Designed to appeal to a wide range of sailors, whether you are living aboard, cruising the oceans of the world, social sailing with family and friends or chartering vacation in exotic islands.



SAILING

Performance has been enhanced with the mast and boom both been lengthened, the boom has also been lowered, generating a 17% increase in optimal sailing up-wind.

The combinations of the optional, Ulman Aramid performance sails, of square top main and code zero generate impressive speeds, greater than true wind speed.

She's stable, easy on the helm and comfortable in challenging sea states. All lines run back to the helm station, supported by primary and secondary power winches.

The bimini mounted main traveller solution, is proven efficient and positioned safely away from guests.

Ease of handling is complemented with the comfort of sunshade hard top, lounge helm seat and clear sighting across the bows and mast head.

Built blue water rugged to global standards and certification.

Designed for discerning customers worldwide, the Leopard Fifty-Two is a new breed of Leopard sailing the oceans playgrounds, she's rich in building heritage and a solid investment.



ENTERTAINMENT

Onboard is enhanced by multiple, versatile social areas, whether you need to entertain large groups, accompany your partner or simply find me time.

Four dedicated entertainment environments.



AFT COCKPIT

Onboarding the Fifty-Two is safely via wide pontoons. Greeting you is a huge outdoor indoor social hub.

Portside the dining area with teak table and extra spacious seating. To starboard, the built in Plancha grill, the chaise lounge and access to the helm station.

Together, the aft cockpit and saloon defined by large format companionway with stackable doors, allow for four hundred and thirty-eight square feet of indoor-outdoor living experience, ideal for social versatility, adaptable for dining / coffee table indoors or large groups, together with aft cockpit.

SUN LOUNGE

The sun lounge with 360-degree views is uniquely positioned on the coach roof. Accessed port aft, this entertainment zone is equipped with lounging space, including sunbeds and integrates the guest experience with the helm station.



SALOON

The heart of this multihull is generous, contemporary in style, with a focus that blends aesthetic detail with onboard practicality.

Wrapped in 360-degree panoramic visibility with bold glass windows, complemented with Lewmar acrylic forward cockpit and aft cockpit glass stackable doors, there are natural light and airflow in abundance.

The starboard galley prep and cook layout is super functional, with expansive Avonite prep tops, induction cooktop and undercounter convectional microwave, allowing for ease of food preparation whilst socializing.

The undercounter fridge / freezer are within hand's reach.

The wash up area, is forward facing with the world's best view, together with dishwasher and trash on either side. It's about what works, whether at anchor or dealing with ocean movement.

The portside lounge with convertible coffee / dining table is congenial on own, behind closed doors or part of the large indoor / outdoor space.

Forward is the nav station with VHF radio and Electric Drive management display (optional, in sight of the helm station).

FORWARD COCKPIT

This is the perfect space for a little 'me-time', a favorite at a mooring for enjoying a glass of refreshment and admiring the view; the foredeck sunbeds are located ahead. All this allows for inclusive socialization with a great view.





COMFORT

Voluminous hulls allow us to spoil you with spacious cabins with panoramic windows and stylish comfort.

Upon entering the saloon, the Owner's Cabin access is immediate to starboard and forward starboard access to the VIP Guest Cabin, with a window-facing, raised island berth and en suite.

Portside forward, is the option of utility room (or additional guest cabin with en suite), together with laundry.

Portside aft we introduce the Superior Guest Cabin, with spacious layout, oversized shower and own access to the aft deck via gull wing door. Double Island berth orientates panorama window.

The Owner's Cabin is the largest onboard, with spacious island berth, vanity dresser that can be used as a desk.

The bathroom is large, considerate to his and her.

Throughout, the Fifty-Two is functional and designed for ease of movement, furnishings are neutral, allowing for owner's touch. Joinery is solid, sea state considerate and elegant in tone. Storage is well considered and ample.





UTILITY

Onboard comfort is enhanced with natural airflow, energy-efficient water-cooled air conditioning, and specific environment control. Optional water makers and solar rooftop panels complement onboard sustainability.

Lighting is smart, recessed, and LED efficient. Power control is accessible and operationally user-friendly.

Optional Leopard digital switching allows for real-time management and warnings.

Integrated Raymarine navigation and systems solutions are displayed on large glare free monitors.

THRUST

The option of standard Yanmar diesel propulsion or an integrated electric drive option with sustainable solar / prop regeneration / range extending generator, all seamlessly controlled by state-of-the-art proven technology and lithium storage technologies.

SAILS



STANDARD MAIN

1055 sqft / 98 sqm



SQUARE TOP MAIN

1130 sqft / 105 sqm

SPECIFICATIONS



WATER CAPACITY
185 US gal / 700 L



FUEL CAPACITY
243 US gal / 920 L



DISPLACEMENT
45 232 lbs / 20 517 kg



ENGINES
2 x Yanmar 57 | 80 hp
or Electric Drive



LENGTH OVERALL
51 ft 8 in / 15.75 m



BEAM
26 ft 9 in / 8.16 m



DRAFT
5 ft 7 in / 1.7 m

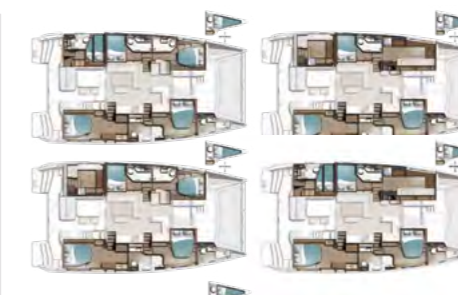


TOTAL SAIL AREA
1 812sqft / 168,3 sqm

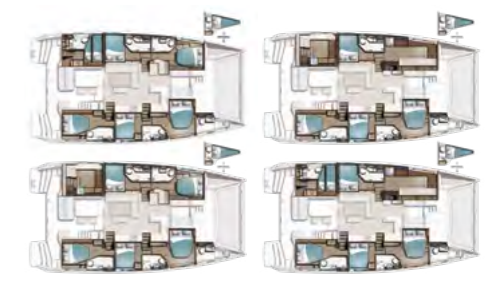
CABIN CONFIGURATION



4 CABIN



5 CABIN



6 CABIN

POWER

POWERCAT DNA

- 🐾 World leader in power catamarans
- 🐾 Built for comfortable blue water power cruising
- 🐾 Spacious flybridge
- 🐾 Stepped hulls allow performance and interior volume
- 🐾 Easy to maneuver for single-handed operation
- 🐾 Reliable and easy to use davit system
- 🐾 Great water and fuel capacity
- 🐾 Comfortable, robust, and easy to maintain
- 🐾 Economical consumption



40PC 46PC 53PC



LEOPARD
POWERCAT | 40

Elegant, powerful and comfortable, this indeed marks a Leopard.

After the success of the Leopard 46 Powercat and the Leopard 53 Powercat, Leopard Catamarans chose to enrich its range of power catamarans with the Leopard 40 Powercat. It is a modern multihull, specially designed to offer the same qualities as its predecessors, but in a more compact and affordable size.



Whether a moderate, brisk cruising speed of 15 to 17 knots or the top speed of 23 knots – safety, fun and comfort are always guaranteed.

Capable of accelerating strongly when desired, as well as holding high averages to extend the range of day cruising, the Leopard 40 Powercat, true to the age-old tradition of the South African shipbuilding industry, demonstrates a seaworthy behaviour that is unfailing for those who want to take it on the long haul.

The Leopard 40 Powercat is the most advanced, high performance and elegant entry-level power catamaran imaginable. With its sharp lines and contemporary design, it is a natural addition to an immediately recognisable range of modern power catamarans with exceptional features.


POWER CRUISING

The Leopard 40 Powercat has benefited from over twenty years of experience at the Robertson & Caine shipyard and strong research into digital hull design. The way it behaves at sea and the performance delivered reach a level never seen before in this size.

At the helm, the elaborate shape of the hulls provides exceptional stability lengthwise for a forty-foot boat. The pleasure of skippering is always at a maximum, whether you are positioned on the flybridge in direct contact with the elements, or covered inside, always with a panoramic view of the water.

The two technical areas at the aft, perfectly isolated from the accommodations, allow to combine power, efficiency and great comfort on board. They accommodate two engines of 250, 320 or 370 HP, with in-line shaft, thus guaranteeing an exceptional level of reliability, an essential element of the Leopard DNA for over thirty years.

Thanks to the work of the Simonis Voogd Design agency, the Leopard 40 Powercat is exceptionally versatile, making it suitable for a wide range of uses.




LIFE ON BOARD

In just over 12 meters of hull, the Leopard 40 Powercat accommodates three cabins, two heads, a large panoramic living area, an aft cockpit, forward sunbathing areas and a flybridge.

The saloon offers an exciting panoramic view to enjoy a unique sailing experience while remaining well protected. With the cockpit on the starboard side, the guests and skipper can continue to interact throughout their cruise. At the bow, a full-height watertight door opens onto a sunbathing area that is always a favourite aboard Leopard catamarans: the foredeck. Here you will find the amazingly convenient integrated sunbeds for extensive sunbathing and relaxing.

At the rear of the saloon, the galley occupies a very well-considered central position, allowing it to serve both the saloon and the aft cockpit, on which it opens via a large bay window. The distribution of space between the L-shaped work surface on the port side and the preparation area on the starboard side allows for a great deal of freedom of movement between the forward and aft spaces.



The long and comfortable bench seat located at the rear of the cockpit is a great place to be when cruising or at anchor.

On the other side of the table, additional seats provide the conviviality expected during meals or moments of relaxation, the cockpit offering a direct and easy access in only three steps to the large aft skirts.

The flybridge offers so much space that it makes you forget that you are on a forty-footer. In the shadow of the rigid bimini, a large U-shaped saloon, a day kitchen and a helm station with its double bench seat create a living space of undeniable delight.

COMFORT

Whether it is provided by the panoramic windows or the volume of the hulls, the feeling of space is a constant on board the Leopard 40 Powercat.

The layout has been particularly optimised with two cabins and a central head to port and a single cabin with its private head to starboard.

Separated from the saloon by its sliding door and entirely dedicated to the comfort of the owners, the starboard hull is worthy of a grand hotel suite. At the rear, the generously sized island bed offers a captivating view of the ocean through the long portholes.

In the centre, the multiple storage spaces create room to put your belongings away, while the entire front is occupied by an ensuite bathroom with toilet, sink and separate shower.



On the port side, between the two guest cabins, another bathroom offers a shower separate from the sink and toilet.

Both cabins offer good-sized beds, accessible from the sides, and in all cases offering an optimal view of life at sea through the large hull portholes.

The interior style of the new power catamaran is effortless and elegant and impresses with the high quality of the materials used. At the same time, both the materials and the shape of the furniture you choose open the way to all possible interpretations to create an interior perfectly to your taste. Natural light is omnipresent thanks to the windows and deck hatches, skilfully relayed at night by LED lighting that is both effective and warm.





UTILITY

With its two anti-glare touch screens, all the navigation electronics including autopilot and VHF, the flybridge helm station is the real nerve centre of the Leopard 40 Powercat.

The engine compartments are separate of the living area, perfectly insulated for maximum comfort and are particularly easy to access and maintain. Their volume is of course fully capable of accommodating numerous additional items of equipment, whether technical or recreational.

Above all, it allows you to carry out all engine control and maintenance operations with ease, a guarantee of reliability and endurance for your Leopard 40 Powercat

Finally, the anchor windlass is located between the two sundecks.

PROFILE



SPECIFICATIONS



WATER CAPACITY
169 US gal / 640 L



FUEL CAPACITY
370 US gal / 1 400 L



DISPLACEMENT
30 488 lbs / 13 829 kg



ENGINES
2 x 250 | 320 | 370
hp Diesel



LENGTH OVERALL
40ft 0 in / 12.19 m



BEAM
21ft 8 in / 6.61 m



DRAFT
3ft 7in / 1.10 m

ECONOMY & RANGE

MAXIMUM SPEED
23 kts

CRUISING SPEED
15 kts

MAXIMUM RANGE (15 KTS)
350 nm

MAXIMUM RANGE (5 KTS)
1 600 nm (Single Engine)

CONSUMPTION (15 KTS)
17.2 g / h in total
65 L / h in total

CABIN CONFIGURATION



3 CABIN





LEOPARD
POWERCAT | 46

She's lithe, agile, graceful at speed, and super comfortable.

The Forty-Six has her DNA thread pulled from the hugely successful multihull of the year winner, Leopard 53 Powercat, yet refined, as evident in her aesthetics.



Simonis Voogd Design was tasked with the design concept of the Leopard 46 Powercat to improve efficiency and sea motion.

The designers spent almost one year in extensive CFD modeling, achieving a refined hull design with a much lower running trim over its speed range in all load conditions.

The new design increased the efficiency of the hulls, confirmed by its improved acceleration with a faster and smoother ride.

Leopard Powercat, the most loved blue water power cruising catamaran, is envied by enthusiasts worldwide. Built and sea-trialed in Cape Town, the Cape of Storms, this ocean predator has achieved over 23 knots.

POWER CRUISING

This 5th generation is founded on two decades of ocean power cruising. Evolutionary in design from hull to interior, it's crafted by Robertson and Caine for onboard comfort and speed.

Driving this power cat is exhilarating; it offers two helm stations on the flybridge and saloon, both are equipped with two large interactive displays with digital monitoring, switching, and charts.

Thrust is provided by two Yanmar 250 hp (optional 320 or 370 hp), and maneuvering is simple with a port side bow thruster.

A non-negotiable in the conceptual design of this catamaran was the placement of thrust in spacious dedicated engine rooms.

This was achieved with a simple straight-drive engine / gearbox installation, resulting in space and consumption efficiencies, reduced environmental disturbance on board, and ease of access from external deck hatches.



ENTERTAINMENT

The Forty-Six boasts four entertainment areas (saloon / aft cockpit / flybridge / forward sunbed recliners).

The spacious saloon consists of three functional areas, the lounge, the galley, and a newly dedicated galley server station. Design consideration enables the free flow of movement from food preparation to drink serving.

This continues naturally to the lounge area and aft, where we have a new aft cockpit layout focusing on entertainment with a well-proportioned U-shaped settee surrounding a large teak dining table to seat guests comfortably.

Easy access to the swim / tender platform and large pontoon steps.

We have designed the 46 for the improved onboard flow of movement from the saloon to aft and up to the flybridge; it's practical and functional at anchor and underway.



The flybridge is spacious with sunbed, sun-shaded dining with lots of seating. Entertaining is centered around the electric grill, including a washbasin and prep area, and an optional cooler.

The forward end of the saloon opens onto a sunny lounging area, complete with adjustable recliners.



COMFORT

The spaciousness experienced in the saloon is featured in the cabins located in the port and starboard hulls as well. The 46 Powercat comes in a four-cabin or three-cabin option, all en suite.

The owner's cabin version has the entire starboard hull dedicated to the owner's comfort. This owner suite includes a spacious bathroom with a double hand basin and an independent shower stall.

This cabin offers a large walk-in closet, desk, double vanity, ample clothing space (hanging and drawer), and a comfortable double bed with side access. Lots of natural light from view windows and deck flush hatches.




The catamaran has two guest cabins with en suite bathrooms on the port side.

The forward cabin's bunk is rotated to face directly to sea view, whereas the aft cabin is similar to the owners, bunks have convenient side access, and bathrooms are roomy.

The onboard ambiance is modern elegant, and calming, with a tonal range that is pleasing to the eye. Neutral colors allow your style to flourish with soft furnishings.

This power cat is filled with light. 360-degree views through the new vertical saloon windows allow sharp visibility and at night, recessed LED lighting are mood enhancing and functional, all resonating at the same hue.





UTILITY

The flybridge helm is fitted with an optional Raymarine navigation solution, with digital switching, via two antiglare touchscreens. Helm, throttles, bow-thruster, radio, and autopilot manage all yacht operations. Forward and aft cameras display for ease of maneuvering.

Mechanical environments are isolated, soundproofed, and well-implemented for easy accessibility and maintenance. These engine rooms are designed to accommodate additional equipment including a genset, water maker, additional batteries, and chargers.

In addition to well-considered natural airflow, comfort is enhanced with energy-efficient water-cooled air conditioning with specific environment control.

Water maker complements onboard sustainability, and solar rooftop panels add a power generation option.

Lighting is smart, recessed, and LED efficient. Power control is accessible and operationally user-friendly.









Of course, ocean cruising catamarans are super stable yachting options and add considerably to the motion comfort.

The windlass lies between the two sunbeds for ease of mooring.

PROFILE



SPECIFICATIONS

 WATER CAPACITY 185 US gal / 700 L	 FUEL CAPACITY 475 US gal / 1 800 L	 DISPLACEMENT 36 945 lbs / 16 758 kg	 ENGINES 2 x 250 320 370 hp Diesel
 LENGTH OVERALL 46 ft 4 in / 14.13 m	 LENGTH OVERALL WITH SWIM PLATFORM 47ft 5 in / 14.44 m	 BEAM 24 ft 1 in / 7.34 m	 DRAFT 3 ft 1 in / 0.94 m

ECONOMY & RANGE

MAXIMUM SPEED 22.5 kts	CRUISING SPEED 16 kts	MAXIMUM RANGE (15 KTS) 450 nm	MAXIMUM RANGE (5 KTS) 1 500 nm (Single Engine)	CONSUMPTION (15 KTS) 14.5 g / h in total 55 L / h in total
----------------------------------	---------------------------------	---	--	---

CABIN CONFIGURATION

3 CABIN



4 CABIN





Fuel-efficient | Fast | Fabulous

LEOPARD
POWERCAT | 53

Our flagship Powercat has undergone an onboard evolution that maximizes your entertainment value.

This Multihull of the Year winner now resonates with our current breed of cats in Optimized Space. Optimized Technologies. Optimized Manufacturing. A brilliant lifestyle investment.

PERFORMANCE

The Performance of the Leopard 53 Powercat Plus is outstanding – she reaches a maximum speed in excess of 23 knots.

Design innovation has dynamically reduced resistance from wind and sea, achieving high speeds in rough sea states without compromising ride comfort.

Power cruising is provided by two fuel-efficient, 370 hp V8 Yanmar engines.

She's a proven game-changer in sea performance across the world's ocean playgrounds with over one hundred and fifty Leopard 53 Powercats launched.

A spacious motor catamaran that is both agile and fast whilst remaining highly economical with low consumption figures.

Resonating with our award winning commitment to design and innovation, the 2026 Leopard 53 Powercat is entertainment and comfort focused.



ENTERTAINMENT

The Fifty - Three embraces enhanced entertainment opportunities with greater indoor outdoor living experience.

Functional, well-considered chic interior design, enforces an impressively generous layout and this is a central theme throughout this multihull.

FLYBRIDGE

The Flybridge is a massive 280 square feet (26 square meters) of onboard fun, excellent visibility, with ample sun protection. An entertainment heaven onboard.



AFT COCKPIT

Forward, the flybridge helm station with upgraded helm seat and forward-facing adjustable seating.

Midship, this social hub has a U-shaped seating area wrapped around a teak table, with adjustable backrests. Situated opposite the redesigned wet bar with large worktop and wash-up.

Optional grill together with below counter icemaker and a fridge, neatly tucked behind doors, keeping a clean aesthetic.

Aft, double sunbed, shaded with easily removable optional sun awning, all surrounded with great views.

This spacious social area now boasts optional modular movable aft cockpit furniture, for self-configuration of your space.

The furniture can be affixed whilst underway by means of a strop and tool-less latch systems that's integrated into the deck.

The electric lifting platform has also been redesigned to act as an extension of the deck space (As well as tender station and swim platform). The flow of onboard movement is seamless from aft, past the helm station, through the saloon to the foredeck, allowing ease of access, airflow and communication.





SALOON

The saloon is wrapped with large glass windows for 360 degree visibility

Forward resides the saloon with facing lounge suites, portside enjoys a curved shaped multi seater and starboard a two-seater with nesting coffee table / Ottoman centre (Optional dining table).

Upholstery embraces a soft feel with large curves, which create a very inviting look.

The ceilings and lighting in the saloon and aft cockpit have been redeveloped and match both inside and outside, tying the two spaces together.

On starboard, there is an interior helm station, with exceptional visibility through large saloon windows, an electronic pack that includes the integrated digital switching solution.

Access to the bow is via the watertight acrylic door equipped with multiple dog handles for sealing in weather conditions.

Stepping through onto the bow, we have a lounging area with adjustable recliners, with numerous large storage environments underside.

GALLEY

The heart of this multihull, the galley, flows naturally aft, with the introduction of a large format companionway with Lewmar glass stackable doors, continuous space with incredible visibility. Functional starboard cooktop, with a induction hob and a smart convection microwave oven.

Within easy reach on the port side is the washup and prep space, a double-volume fridge / freezer, and space for an optional dishwasher.

Plenty of cabinets and underfloor storage are conveniently located.





CABINS

Portside accommodates two large guest cabins with ensuite bathrooms, the forward cabin, with its panoramic window facing the raised bed it's condo comfort.

Aft, the cabin features large hull and transom windows, a large comfortable double bed with both sides access, and an ensuite bathroom.

The main electrical panel, as well as an optional washer and dryer, is in the corridor, midship, between the forward and aft cabins.



As the owner you deserve that extra touch and the Fifty-Three delivers a generous space layout with abundant natural light.

COMFORT

The Leopard 53 Powercat enjoys an upgrade in aesthetic appeal, bound with a consistent colour pallet, together with updated interior finishes and fixtures throughout.

Voluminous hulls allow us to spoil you with spacious cabins fitted with panoramic windows and unmatched comfort.

The evolution of hull design allows for much more room, with panoramic hull length and transom windows that connect you with ocean vistas.

Interior design is functional elegance. The starboard owners cabin offers generous space layout with abundant natural light.

The owner's cabin embraces a large comfortable island berth, with side access, a desk / vanity, TV, a large closet, ample clothing space and a spacious bathroom consisting of a double vanity and drawers, together with an independent heads / rain shower stall.





UTILITY

The flybridge helm is fitted with an optional Raymarine navigation solution, with digital switching, via two antiglare touchscreens. Helm, throttles, bow-thruster, radio, and autopilot manage all yacht operations. Forward and aft cameras display for ease of manoeuvring.

Mechanical environments are isolated, soundproofed, and functionally considered for ease of access and maintenance. Engine rooms are designed to accommodate additional equipment, including a genset, water maker, additional batteries, chargers and air conditioning chiller unit.

In addition to well-designed natural airflow, comfort is enhanced with energy-efficient water-cooled air conditioning with specific environment control.

The water maker complements onboard sustainability, and solar rooftop panels add a power generation option.

Lighting is smart, recessed, and LED efficient. Power infrastructure onboard and shore, has been updated, for ease of access and operationally, user-friendly.

Forward, the windlass lies between the two sunbeds for ease of mooring.

The four cabin layout option includes crew cabin in port bow and crew shower / head in the starboard bow.

The Fifty-Three has as standard built-in seating and dining table, in the aft cockpit.

PROFILE



SPECIFICATIONS



WATER CAPACITY
185 gal / 700 L



FUEL CAPACITY
562 gal / 2 130 L



DISPLACEMENT
47 203 lbs / 21 411 kg



ENGINES
2 x 370 hp Diesel



LENGTH OVERALL
50 ft 6in / 15.4 m



LENGTH OVERALL
53 ft 1 in / 16.19 m
WITH SWIM PLATFORM



BEAM
25 ft 2 in / 7.67 m



DRAFT
3 ft 3in / 1.00 m

ECONOMY & RANGE

MAXIMUM SPEED
23 kts

CRUISING SPEED
17 kts

MAXIMUM RANGE (15 KTS)
420 nm

MAXIMUM RANGE (5 KTS)
1 600 nm (Single Engine)

CONSUMPTION (15 KTS)
19.8 g / h in total
75 L / h in total

CABIN CONFIGURATION

3 CABIN



4 CABIN





NORTH AMERICA

FLORIDA

850 NE 3rd Street, Suite 201
Dania Beach
33004 Florida
United States

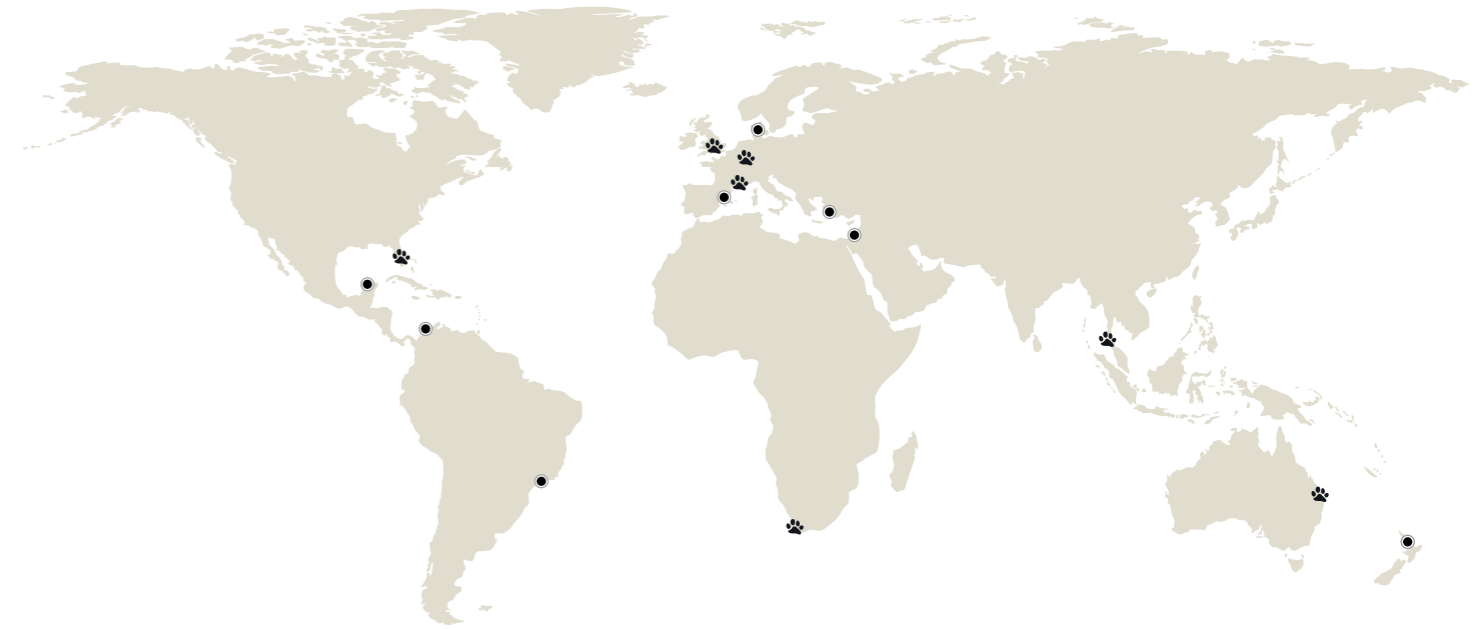
+1 954 925 8050
info@leopardcatamarans.com

ASIA

THAILAND

Ao Po Grand Marina, 113 / 1, Moo 6,
Tambon Paklok Amphur Thalang
83110 Phuket
Thailand

+66 (0) 81 766 1799
asia@leopardcatamarans.com



 LEOPARD DEALERS

EUROPE

FRANCE

2, Place Amiral Ortoli
Port Santa Lucia
83700 Saint-Raphaël
France

+33 (0)4 92 00 09 03
europe@leopardcatamarans.com

UNITED KINGDOM

D S T House, St Mark's Hill
Surbiton KT6 4BH
United Kingdom

+33 (0)4 92 00 09 03
europe@leopardcatamarans.com

GERMANY

Theodor-Heuss-Str. 53-63 (Eingang D)
61118 Bad Vilbel
Germany

+49 (0) 61 015 579 1549
europe@leopardcatamarans.com

EUROPE

SPAIN

ESLA Yachts
Port Ginesta | Local número 624
08870 Castelldefels
Spain

+34 627 627 377
europe@leopardcatamarans.com

SCANDINAVIA

Lars Jeppesen

+45 265 97200
europe@leopardcatamarans.com

MIDDLE EAST

TURKEY

Rudder & Moor
Karagözler, Fevzi Çakmak Cd. No: 29-A
48300 Fethiye/Muğla
Turkey

+90 530 341 8565
europe@leopardcatamarans.com

ISRAEL

Swell Yachting
1 Hazedef
Herzlyia Marina 46764
Israel

+97 274 702 4321
europe@leopardcatamarans.com

OCEANIA

NEW ZEALAND

Level 27, PWC Tower 188 QUAY Street
Auckland
New Zealand

+64 022 677 2446
newzealand@leopardcatamarans.com

AFRICA

SOUTH AFRICA

2nd Floor Marina Centre, West Quay Road, Lobby 1
Victoria & Alfred Waterfront
8001 Cape Town
South Africa

+27 21 200 1825
southafrica@leopardcatamarans.com

OCEANIA

AUSTRALIA

Level 16 AMP Place
10 Eagle Street
Brisbane QLD, 4000
Australia

+61 423 700 782
sales@leopardcatamarans.com.au

CENTRAL AND SOUTH AMERICA

BRAZIL

Setsail
Av. Paulista, 91, sala 710 Bela Vista
São Paulo 01310-000
Brazil

+55 1199 9103 275
info@leopardcatamarans.com

COLOMBIA

LNJD Polaris S.A.S.
Cra. 4 #7-17, Cartagena de
Indias, Provincia de Cartagena,
Bolívar, Colombia

+57 320 543 8700
info@leopardcatamarans.com

MEXICO

607 x, C. 25-B 607-88 y 88A,
Fracc Algarrobos, 97305 Mérida,
Yuc. Mexico

+52 999 316 7095
info@leopardcatamarans.com